

Hood Type Dishwasher H-2

罩式洗碗机 H-2

特点及优势:

- 大气式锅炉，在机器操作时无需担心进水水压和温度；
- 内置喷淋泵，防止水压波动，带来稳定的喷淋效果；
- 钻石型内部顶板，引导水和洗涤剂沿侧面滴落，保证最佳清洗效果；
- 全不锈钢结构，使用寿命更长；
- 可拆卸式内部配件，清洗更容易；



Characteristics and Advantages

- Worry-free operation independently from inlet water pressure and temperature thanks to atmospheric boiler
- Built-in rinse pump prevents water pressure fluctuation and stabilizes rinse water temperature for steady rinse effect
- Optimal rinsing performance guaranteed by diamond-shaped ceiling that guides water with detergent to drip along the side panels during rinsing phase
- Long lasting operation thanks to all stainless steel construction
- Easy to clean with all internal components readily removable

可选配置	Available Configuration		
电源要求	Power Requirements	380V/50Hz/3N	380V/50Hz/3N
进水温度	Incoming water temperature (°C)	10-60	40-60
水槽加热功率	Tank heater (kW)	3	3
漂洗加热功率	Booster heater (kW)	7x2	7
清洗水泵功率	Wash pump (kW)	0.735	0.735
漂洗水泵功率	Rinse pump (kW)	0.23	0.23
总功率	Total connected load (kW)	18	11
总电流	Total amps required (A)	28	17
电源线截面	Cross section of cable (mm ²)	6	4
空气开关额定电流	Rated current of circuit breaker (A)	40	25



安装接驳要求 Installation and Connection Requirements

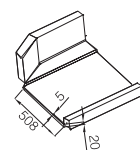
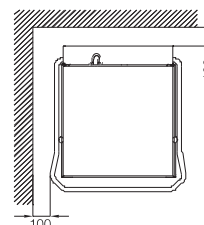
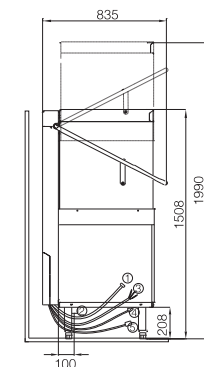
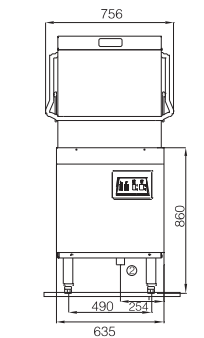
- 电力安装需要380V/50Hz/3N，外部需加装独立的空气开关
- 洗涤流程中需要另配排风罩、污碟台、洁碟台、花洒龙头、杯筐、药液分配器、机用清洁剂和催干剂等
- 机器可直接与一般供水系统连接，最低水压须达到0.3Kg/cm²
- 如需安装排气罩，其排气量至少应为2.8 m³/min
- Power requirements: 380V/50Hz/3N + Neutral + Ground, with a separate external circuit breaker
- In the washing process, additional exhaust hood, working tables, baskets, liquid medicine dispensers, machine used detergent and rinse aid are needed to be equipped
- The machine can be directly connected with water supply system. The lowest incoming water pressure should be 0.3Kg/cm²
- If a hood or vent needed, the minimum capacity should be 2.8 m³/min

技术参数 Technical Data

名称/型号	Name/Model	H-2
加热方式	Heating	Electricity
外形尺寸	External dimension (mm)	756x835x1508
最大洗涤高度	Clearance height (mm)	420
最大洗涤量	Max capacity (rack/hour)	60
最大耗水量	Water consumption (liter/rack)	2.5
水箱容量	Wash tank capacity (l)	32
升温器容积	Booster capacity (l)	14
洗涤温度	Wash temperature (°C)	60 - 65
漂洗温度	Rinse temperature (°C)	82 - 90
洗涤周期	Wash cycle (s)	60/90/120
进水管径	Diameter of water inlet hose (in)	¾
排水管径	Diameter of drain pipe (in)	1 ¼
进水压力	Incoming water pressure (Kg/cm ²)	0.3 - 5
进水硬度	Incoming water hardness (g/l)	0.034 - 0.103

主要使用场所 Ideal for:

- 中、小型饭店、咖啡厅、连锁餐厅、食堂
- Medium and small hotels, coffee shops, chain restaurants and dining halls



- ① 进水管 Water Inlet
- ② 排水 Drain Outlet
- ③ 电源连接 Cable Connection
- ④ 清洁剂(可选) Detergent In (Optional)
- ⑤ 催干剂(可选) Rinse Aid In (Optional)