

Flight Type Dishwasher FEA-series

FEA 系列长龙式洗碗机

特点及优势:

- 高效的烘干机及风刀配置，保证洗涤效果；
- 独特的环绕喷淋设计，使水幕分布更加均匀，保证洗涤效果的同时，实现了20%的能耗节约；
- 机械式按钮设计，操作简单方便；
- 灵活的模块组合设计，可根据现场的空间尺寸来选择合适的型号；
- 可靠的履带式传送系统配有自动过载保护装置，碗碟、餐盘可直接放于履带上，无需分装装筐和将筐推进洗碗机，大大降低了劳动强度，同时减少了工作时间；
- 门有双重保护，内置卷簧及门挂钩，保证操作者安全；
- 基于人体工程学的操作高度，使操作人员轻松装卸餐具，降低劳动强度；
- 出入口配备启动/停止/紧停开关装置，方便操作人员控制机器的运行；
- 出口端装有限位开关，防止餐具因未及时卸载而造成破损。





Characteristics and Advantages

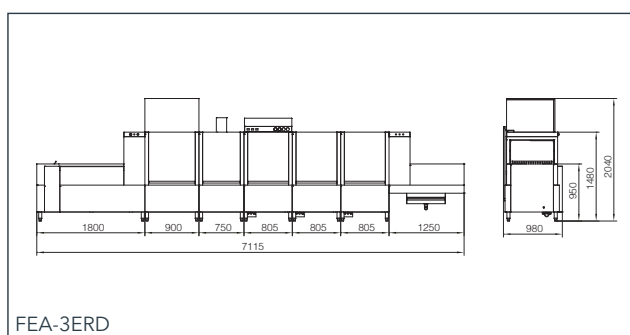
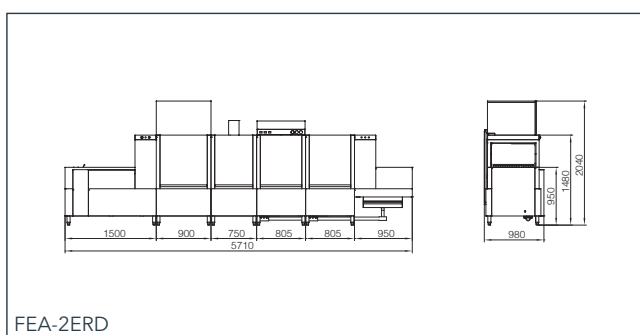
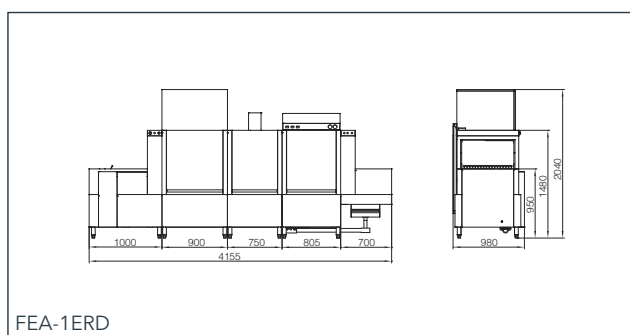
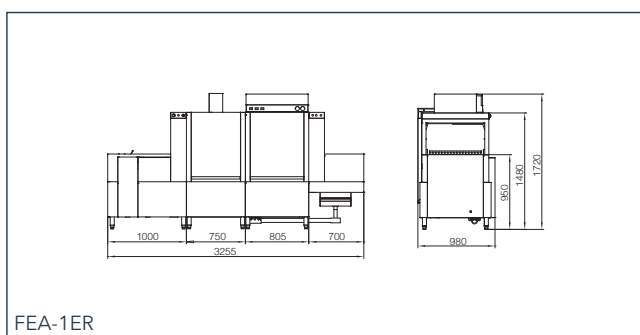
- Efficient dryer and air knives ensure drying efficient
- Unique design of rotating wash and rinse system spays water more even to ensure cleaning result and save energy by 20%
- Mechanical button design easy to operate
- With flexible modular design you can choose suitable model according to the size on site
- Reliable conveyor system with automatic overload protection device so that dishes and plates can be directly put on the track, thus no need to sort wares and put them in the baskets, greatly reducing labor intensity and working time
- Double-skin door, built-in spring and door hook to protect ensure the safety of the operator
- Built at ergonomic height, easy for operator to remove the tableware
- EMERGENCY STOP devices are equipped at the entrance & exit, convenient for operation
- Exit end is equipped with limit switch to avoid damages on the wares when nobody takes them off the conveyor

Flight Type Dishwasher FEA-series

FEA 系列长龙式洗碗机

安装要求 Available Configuration

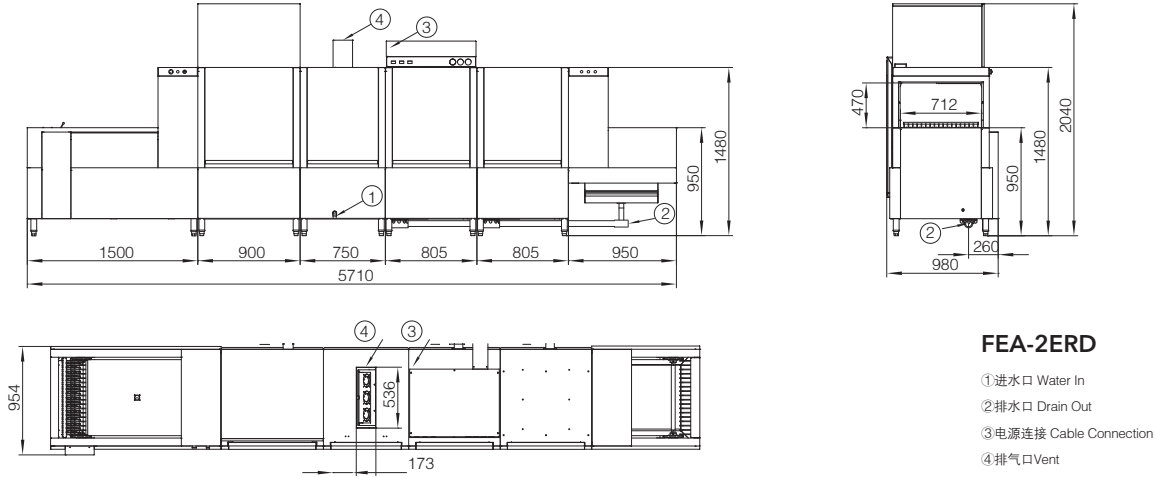
电源要求	Power Requirements	380V/50Hz/3N
进水管径	Diameter of water inlet pipe (in)	¾
排水管径	Diameter of drain pipe (in)	2
进水压力	Incoming water pressure (Kg/cm ²)	2 - 5
进水温度	Incoming water temperature (°C)	10 - 60
进水硬度	Incoming water hardness (g/l)	0.034 - 0.103



型号 Model	加热方式 Heating	外形尺寸 Dimension (mm)	洗涤能力 Max capacity (dish/hour)	总功率 Total connected load (kW)	最大耗水量 Max water consumption (liter/hour)
FEA-1ER/FEA-1SR	电/蒸汽 Electric/Steam	3255×980×1720	3400 ~ 6800	54/3	280
FEA-1ERD/FEA-1SRD	电/蒸汽 Electric/Steam	4155×980×2040	3400 ~ 6800	67/4	280
FEA-2ER/FEA-2SR	电/蒸汽 Electric/Steam	4810×980×1720	4800 ~ 9600	71/5	280
FEA-2ER-P/FEA-2SR-P	电/蒸汽 Electric/Steam	4810×980×1720	4800 ~ 9600	56/5	280
FEA-2ERD/FEA-2SRD	电/蒸汽 Electric/Steam	5710×980×2040	4800 ~ 9600	84/6	280
FEA-2ERD-P/FEA-2SRD-P	电/蒸汽 Electric/Steam	5710×980×2040	4800 ~ 9600	69/6	280
FEA-3ER/FEA-3SR	电/蒸汽 Electric/Steam	6215×980×1720	6500 ~ 13000	89/7.2	280
FEA-3ER-P/FEA-3SR-P	电/蒸汽 Electric/Steam	6215×980×1720	6500 ~ 13000	74/7.2	280
FEA-3ERD/FEA-3SRD	电/蒸汽 Electric/Steam	7115×980×2040	6500 ~ 13000	102/8	280
FEA-3ERD-P/FEA-3SRD-P	电/蒸汽 Electric/Steam	7115×980×2040	6500 ~ 13000	87/8	280

安装接驳要求 Installation and Connection Requirements

- 电力安装需要380V/50Hz/3N，外部需加装独立的空气开关
- 机器可直接与一般供水系统连接，最低水压须达到2Kg/cm²
- Power requirements: 380V/50Hz/3N + Neutral + Ground, with an external circuit breaker
- The machine can be directly connected with water supply system, the lowest incoming water pressure should be 2kg/cm²



FEA-2ERD

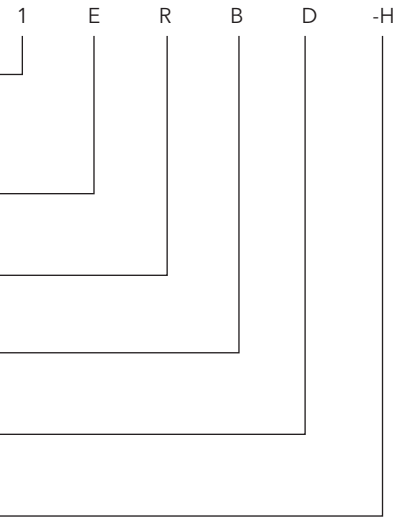
- ① 进水口 Water In
- ② 排水口 Drain Out
- ③ 电源连接 Cable Connection
- ④ 排气口 Vent

机器配置 (Model configuration)

- 主洗-可选 (Wash-Optional)
- 加热方式-可选 (Heating mode-Optional)
- 喷淋-可选 (Rinse Optional)
- 风刀-模块可选 (Air knife-Optional Modular)
- 烘干-模块可选 (Drying-Optional Modular)
- 热回收-模块可选 (Heat recovery-Optional Modular)

- 1-单缸(Single Tank)
- 2-双缸(Double Tank)
- 3-三缸(Triple Tank)
- E-电加热(Electrical heating)
- S-蒸汽加热(Steam heating)
- R-双喷淋(Double rinse)
- 缺省(Default) - 单喷淋(Single rinse)
- B-单风刀(Single air knife)
- 2B-双风刀(Double air knife)
- D-单烘干(Single drying)
- 2D-双烘干(Double drying)
- H-单热回收(Heat recovery)

机型示例 (Demonstration)



水槽加热功率 Tank Heater (kW)	漂洗加热功率 Booster Heater (kW)	烘干机功率 Power of drying tunnel (kW)	水泵加传动电机 Pump+Conveyor motor (kW)	蒸汽总耗量 Total steam consumption (Kg)	电源线截面 Cross section of cable (mm ²)	空气开关额定电流 Rated current of circuit breaker (A)
15	36	--	2.8	90	25	100/20
15	36	13	2.8	110	35	125/20
15×2	36	--	5	116	35	125/25
15	36	--	5	90	25	100/25
15×2	36	13	5	137	50	150/25
15	36	13	5	110	35	125/25
15×3	36	--	7.2	142	50	200/40
15×2	36	--	7.2	116	35	150/40
15×3	36	13	7.2	163	50	200/40
15×2	36	13	7.2	137	50	200/40